

How to: Donate on ColoradoGives.org



Using Your Colorado Gives Foundation Donor Advised Fund



1. Click on **Search** in the top right corner. Enter the name of the organization, EIN/tax ID, or keyword and press **Enter**.




2. Click on your desired search result.


Find a cause

Filters

156 results found [Clear all](#)



ORGANIZATION
Friends of Foothills Animal Shelter



ORGANIZATION
Friends of the Aspen Animal Shelter

3. On the page you were directed to click Donate.



Friends of Foothills Animal Shelter

A nonprofit organization

Donate


Fundraise

Share this organization

4. On the donation form, make sure **One-Time Donation** is selected, enter the amount you wish to donate, and complete any other additional donation specific fields. If you do not want to add other nonprofit donations to your cart, then skip to step seven (7) below to finish checking out.

Donate

You're making a donation to Friends of Foothills Animal Shelter



ORGANIZATION
Friends of Foothills Animal Shelter

One-time donation Monthly donation

\$25
Vaccinates one shelter dog or cat

\$50
Provides spay/neuter surgery services

\$100
Provides shelter for a community animal in need

\$250
Extends compassionate behavior care to fearful shelter dogs

\$500
Supports critical medical care for a shelter animal

Donation amount
\$ 1,000

Hide amount from public

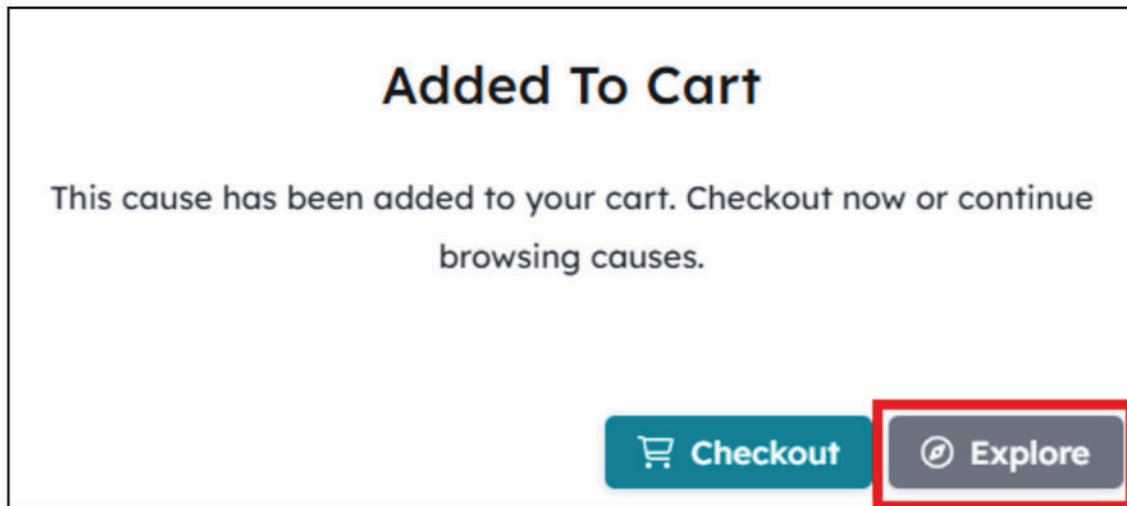
Hide name from public

[Privacy info](#)

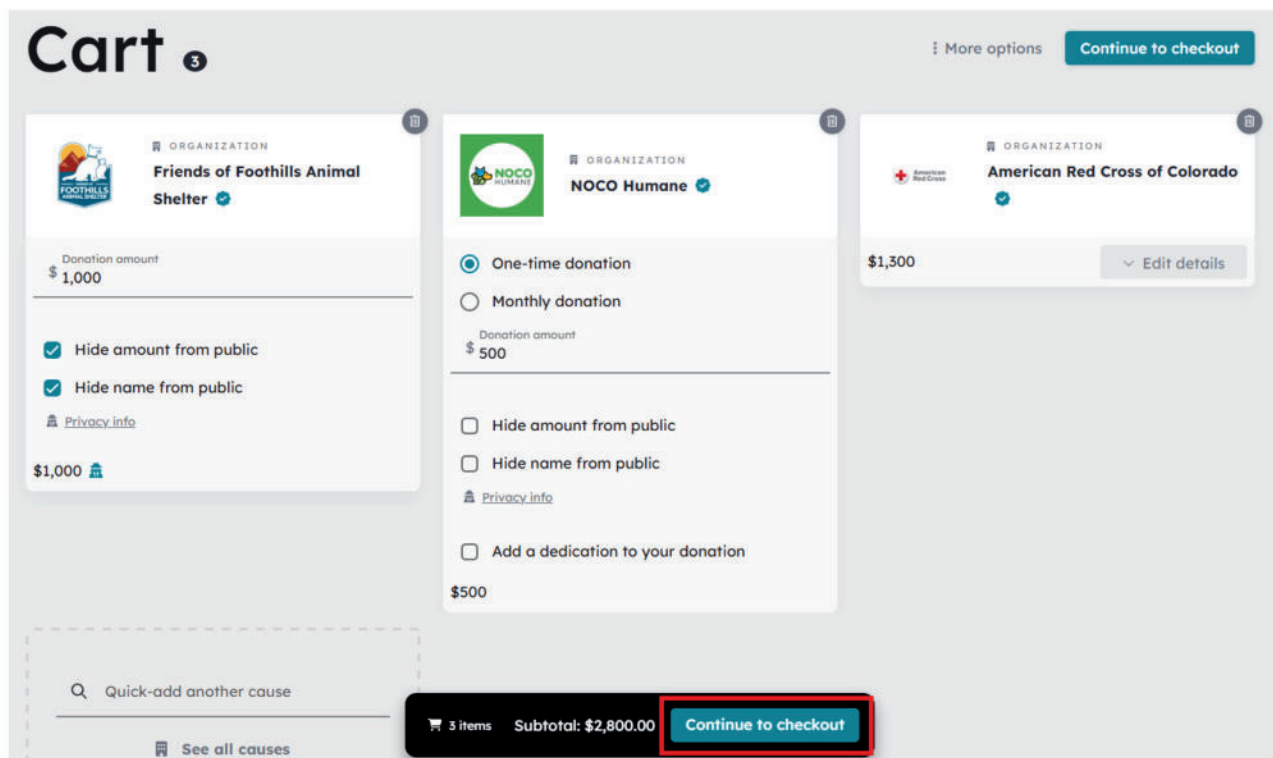
Add a dedication to your donation

Phone Number

5. To add more nonprofits to your cart, click **Add To Cart** and check out later, click **Explore** in the pop-up, and continue the process of searching, clicking on the desired result, and clicking **Donate** from the page.



6. Once you have added all your organizations to cart, click **Continue to checkout**.



7. Enter your name and email address. To give using a Donor Advised Fund, use the drop-down arrow under Payment Method to select Donor Advised Fund (DAF), IRA, Wire. (Note: the option to give with a Donor Advised Fund will not appear if you have a monthly donation in your cart.

The screenshot shows a payment form with the following fields and options:

- First name: Jane
- Last name: Doe
- Email: JaneDoe@gmail.com
- Payment method dropdown: Opened, showing options: Credit card (selected with a checkmark), Bank account, Giving Card, Donor Advised Fund (DAF), IRA, Wire (highlighted with a red box), PayPal, and Google Pay.
- Card number, MM / YY, CVC fields.
- Address line 2, State (Select state), and ZIP / Post code fields.
- Remember payment method checkbox.

8. Select Donor Advised Fund (DAF) as the Asset Type. Select Colorado Gives Foundation as the Institution.

The screenshot shows the same payment form with the following selections:

- Payment method: Donor Advised Fund (DAF), IRA, Wire
- Asset type dropdown: Opened, showing options: Donor Advised Fund (DAF) (highlighted with a red box), Individual Retirement Account (IRA), and Wire Transfer.
- Institution dropdown: Opened, showing options: Charles Schwab, Fidelity, Vanguard, Colorado Gives Foundation (highlighted with a red box), Rose Community Foundation, and Other.
- Donor address, City, Country (United States), and ZIP / Post code fields.

9. Enter your address information.

Payment method Donor Advised Fund (DAF), IRA, Wire	Asset type Donor Advised Fun...	Institution Colorado Gives Fou...
Donor address 100 Main Street		
+ Address line 2		
City Denver	State Colorado	
Country United States	ZIP / Post code 80204	

10. When using your Colorado Gives Foundation Donor Advised Fund fees will be waived and no option to cover the fees will be presented. Click [Pay](#) to submit your donation(s)."

Total
\$2,911.72

Pay \$2,911.72

11. After completing your submission, we'll follow up with a confirmation email once your donation is applied according to your selections during checkout.