

How to: Donate on ColoradoGives.org

Using a Donor Advised Fund



1. Click on **Search** in the top right corner. Enter the name of the organization, EIN/tax ID, or keyword and press **Enter**.




2. Click on your desired search result.


Find a cause

Filters

156 results found [Clear all](#)



ORGANIZATION
Friends of Foothills Animal Shelter



ORGANIZATION
Friends of the Aspen Animal Shelter

3. On the page you were directed to click Donate.



Friends of Foothills Animal Shelter

A nonprofit organization

Donate


Fundraise

Share this organization

4. On the donation form, make sure **One-Time Donation** is selected, enter the amount you wish to donate, and complete any other additional donation specific fields. If you do not want to add other nonprofit donations to your cart, then skip to step seven (7) below to finish checking out.

Donate

You're making a donation to Friends of Foothills Animal Shelter

 ORGANIZATION
Friends of Foothills Animal Shelter

One-time donation Monthly donation

\$25
Vaccinates one shelter dog or cat

\$50
Provides spay/neuter surgery services

\$100
Provides shelter for a community animal in need

\$250
Extends compassionate behavior care to fearful shelter dogs

\$500
Supports critical medical care for a shelter animal

Donation amount
\$ 1,000


Hide amount from public

Hide name from public

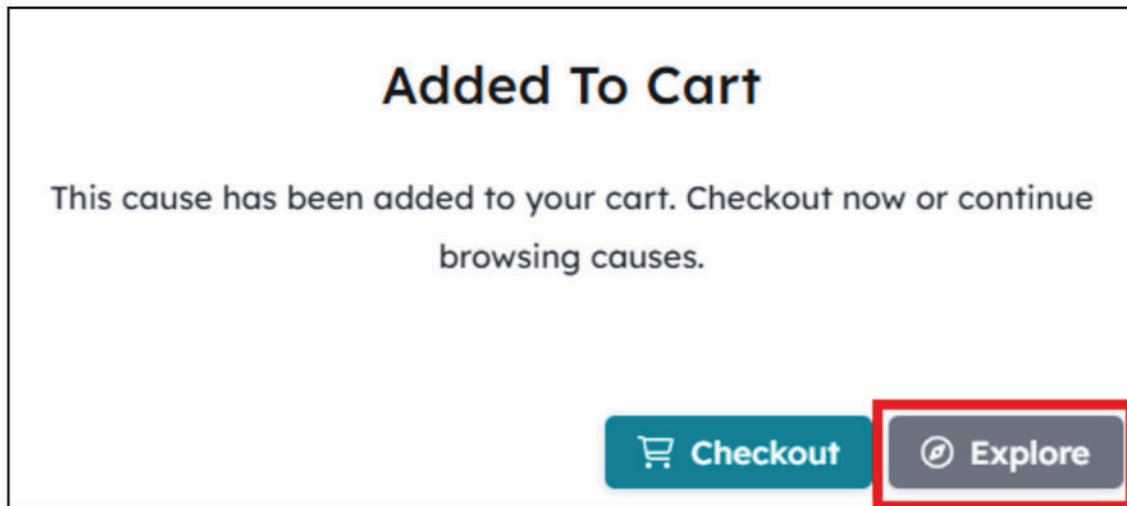
[Privacy info](#)

Add a dedication to your donation

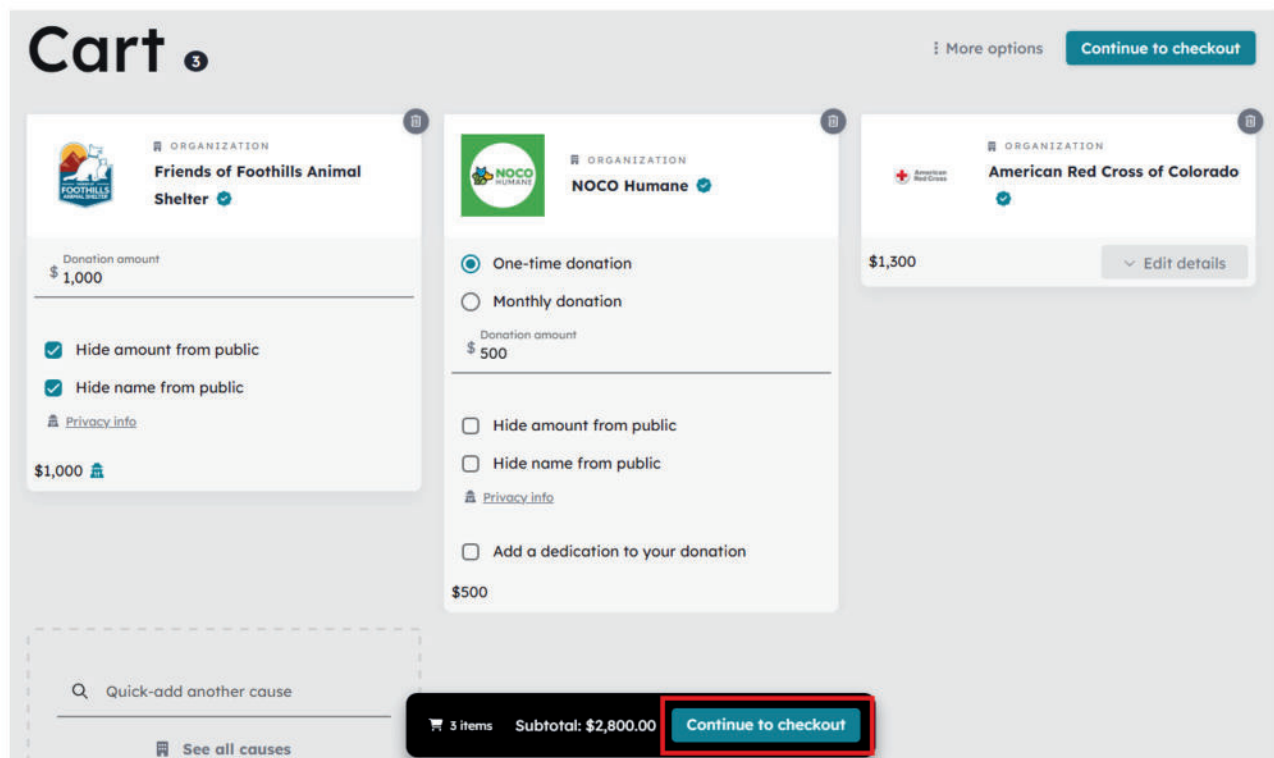
Phone Number

 Add to cart and check out later

5. To add more nonprofits to your cart, click **Add To Cart** and check out later, click **Explore** in the pop-up, and continue the process of searching, clicking on the desired result, and clicking **Donate** from the page.



6. Once you have added all your organizations to cart, click **Continue to checkout**.



7. Enter your name and email address. To give using a Donor Advised Fund, use the drop-down arrow under Payment Method to select Donor Advised Fund (DAF), IRA, Wire. (Note: the option to give with a Donor Advised Fund will not appear if you have a monthly donation in your cart.

The screenshot shows a payment form with the following fields and values:

- First name: Jane
- Last name: Doe
- Email: JaneDoe@gmail.com
- Payment method: Credit card (with icons for Visa, Mastercard, American Express, Discover)
- Card number: _____
- MM / YY: _____
- CVC: _____
- Address line 2: _____
- State: Select state (dropdown)
- ZIP / Post code: _____

A dropdown menu is open under the Payment method field, showing the following options:

- Credit card (checked)
- Bank account
- Giving Card
- Donor Advised Fund (DAF), IRA, Wire (highlighted with a red box)
- PayPal
- Google Pay

At the bottom of the dropdown menu, there is a checkbox labeled "Remember payment method" with a help icon.

8. Select Donor Advised Fund (DAF) as the Asset Type. Select the name of the Institution where your DAF is managed. (Note: if you select "Other", a field for you to type the institution name will be presented). You will have the option to provide your Financial Advisor contact information, but this information is not required.

The screenshot shows the same payment form as above, but with the following changes:

- Payment method: Donor Advised Fund (DAF), IRA, Wire
- Asset type: Donor Advised Fund (DAF) (highlighted with a red box)
- Institution: Charles Schwab (highlighted with a red box)

The dropdown menu for Asset type shows the following options:

- Donor Advised Fund (DAF) (highlighted)
- Individual Retirement Account (IRA)
- Wire Transfer
- Select state

The dropdown menu for Institution shows the following options:

- Charles Schwab (highlighted)
- Fidelity
- Vanguard
- Colorado Gives Foundation
- Rose Community Foundation
- Other

Other fields in the form include Donor address, City, Country (United States), and ZIP / Post code.

9. Enter your address information.

Payment method Donor Advised Fund (DAF), IRA, Wire	Asset type Donor Advised Fun...	Institution
Donor address 100 Main Street		
+ Address line 2		
City Denver	State Colorado	
Country United States	ZIP / Post code 80204	

10. You will have the option to cover the 3.99% transaction fee, which allows 100% of your donation to go directly to your selected causes. Please note, if your donations total \$100,000 or more the fees will be waived and no option to cover the fees will be presented. Click Pay to submit your donation(s).

Total
\$2,911.72

Cover fees so my causes receive my full donation

[Fee info](#)

Pay \$2,911.72

11. After completing your submission, there are just a few more steps to finalize your donation. You'll receive an email with detailed instructions for sending your funds, and we'll follow up with confirmation emails once your check is received and your donation is applied according to your selections at checkout.